


# Mercedes-Benz SLK: The Ultimate Owners and Buyers Guide

Over the years, the SLK has undergone several iterations, each enhancing its allure and capabilities. The second-generation SLK, introduced in 2004, boasted a more powerful engine and a redesigned retractable roof, while the third-generation SLK, launched in 2011, introduced a host of cutting-edge technologies and a more refined interior.

Beneath the hood, the SLK offers a range of potent engines, from smooth and efficient four-cylinders to powerful V6 and even V8 options. These engines are paired with advanced transmissions, ensuring swift and responsive performance on all types of roads.

Inside, the SLK's cabin is a haven of comfort and luxury. Premium materials and meticulous craftsmanship create an inviting ambiance, while advanced technology keeps you connected and entertained on the go. The intuitive COMAND® infotainment system, high-resolution displays, and premium audio systems immerse you in a world of digital convenience and entertainment.



## Mercedes-Benz SLK Guide: Owners' and buyers' guide

by Rainer Maria Rilke

★★★★☆ 4.4 out of 5


Language : English  
File size : 2511 KB  
Text-to-Speech : Enabled  
Screen Reader : Supported  
Enhanced typesetting : Enabled  
Print length : 148 pages  
Lending : Enabled



- **Regular oil changes:** Change your engine oil and filter according to the manufacturer's recommended schedule, typically every 10,000-15,000 miles. Using high-quality oil and filters helps protect your engine from wear and tear, ensuring its longevity.
- **Tire care:** Regularly check your tire pressure and tread depth to ensure optimal handling and safety. Rotate your tires periodically to promote even wear and extend their lifespan.
- **Brake inspection:** Have your brakes inspected by a qualified mechanic to ensure they are functioning properly. Replace brake pads and rotors as necessary to maintain optimal braking performance and avoid costly repairs.
- **Fluid checks:** Periodically check the levels of fluids such as coolant, brake fluid, and power steering fluid. Replenish fluids as needed to maintain proper operation and prevent damage to vital components.
- **Battery maintenance:** Inspect your battery terminals for corrosion and ensure they are properly connected. Replace your battery every 3-5 years to prevent breakdowns and ensure reliable starting power.

The Mercedes-Benz SLK is a masterpiece of automotive design and engineering, offering a captivating blend of style, performance, and luxury. Whether you're a proud owner or a prospective buyer, this comprehensive guide provides an invaluable resource to enhance your ownership experience. From exploring its rich history to discovering its impressive

features and essential maintenance tips, this guide empowers you to make informed decisions and cherish your SLK for years to come. Embrace the spirit of open-air motoring and embark on unforgettable journeys with the iconic Mercedes-Benz SLK.




## Mercedes-Benz SLK Guide: Owners' and buyers' guide

by Rainer Maria Rilke

★★★★☆ 4.4 out of 5

Language : English  
File size : 2511 KB  
Text-to-Speech : Enabled  
Screen Reader : Supported  
Enhanced typesetting : Enabled  
Print length : 148 pages  
Lending : Enabled



## Representations and Realities in New England Fisheries: 1866-1966

An Environmental, Social, and Economic History The fisheries of New England have a long and storied history,...



## Unlock Your Mind with "Ever Wonder Why And Other Controversial Essays"

Prepare to Be Challenged and Inspired In a world where echo chambers and cancel culture run rampant, it's more important than ever to...