


The Ultimate Guide to Yellow-Bellied Slider Breeding



[Yellow Bellied Slider : The Ultimate Guide On All You Need To Know About Yellow Bellied Slider Breeding, Feeding, Housing, Care, Habitat, Temperament, Tank, Diet, Health, Lifespan, Diseases](#) by Buzz Walneck

★★★★☆ 4 out of 5

Language : English
File size : 889 KB
Text-to-Speech : Enabled
Screen Reader : Supported
Enhanced typesetting : Enabled
Print length : 10 pages
Lending : Enabled



Unlock the Secrets of Successful Turtle Hatching

The Yellow-Bellied Slider (*Trachemys scripta scripta*) is a popular pet turtle species known for its striking yellow underside. Breeding these turtles in captivity can be a rewarding experience, but it requires careful planning and attention to detail.

This ultimate guide will provide you with all the information you need to successfully breed Yellow-Bellied Sliders, from selecting the right pair to raising healthy hatchlings. Whether you are a beginner or an experienced turtle breeder, you will find valuable insights and practical tips within these pages.

Pair Selection

The first step in successful breeding is to select a compatible pair of turtles. Here are some key factors to consider:

- **Age:** Sliders reach sexual maturity between 5 and 7 years old. It is best to breed turtles that are at least 7 years old, as younger turtles may not be ready to produce viable eggs.
- **Health:** Both turtles should be healthy and free of any diseases or infections. A veterinarian can examine the turtles to ensure they are in good breeding condition.
- **Size:** The female slider should be larger than the male. This is because female turtles carry the eggs and they need to have enough space in their bodies to accommodate them.
- **Compatibility:** It is important to observe the turtles together to ensure they are compatible. They should not be aggressive towards each other or engage in excessive fighting.

Breeding Season

Yellow-Bellied Sliders typically breed during the spring and summer months. In the wild, they will start breeding when the water temperature reaches between 75 and 80 degrees Fahrenheit. In captivity, it is important to provide the turtles with a warm and sunny environment to encourage breeding.

Mating Behavior

The male slider will initiate mating by pursuing the female. He will swim behind her, biting her neck and attempting to mount her. If the female is receptive, she will allow the male to mount her and they will mate.

Mating can last for several hours, and it may be repeated multiple times over several days. Once the female has been fertilized, she will store the sperm for up to two years.

Egg Laying

About a month after mating, the female slider will start to develop eggs. She will become restless and start digging in the substrate of her enclosure. It is important to provide her with a suitable nesting site, such as a sand or soil box.

The female will lay her eggs in the nesting site, and she may lay anywhere from 2 to 12 eggs at once. Once the eggs are laid, the female will bury them in the substrate.

Incubation

Yellow-Bellied Slider eggs typically incubate for about 60 to 70 days. The incubation temperature plays a crucial role in determining the sex of the hatchlings. Eggs incubated at a temperature of 80 degrees Fahrenheit or higher will produce female turtles, while eggs incubated at 75 degrees Fahrenheit or lower will produce male turtles.

It is important to maintain a constant incubation temperature and humidity to ensure successful hatching.

Hatchling Care

Once the eggs hatch, the baby sliders will emerge from the nest and begin exploring their surroundings. Hatchlings are very small and vulnerable at this stage, so it is important to provide them with a safe and nurturing environment.

Baby sliders need a warm and humid environment, and they should be provided with a water dish and a lamp. They should also be fed a diet of small insects and plants.

Breeding Yellow-Bellied Sliders in captivity can be a rewarding experience, but it requires careful planning and attention to detail. By following the steps outlined in this guide, you can increase your chances of success and raise healthy and happy hatchlings.


Whether you are a beginner or an experienced turtle breeder, I encourage you to use this guide as a valuable resource. With patience and dedication, you can unlock the secrets of slider breeding and enjoy the joy of raising these amazing creatures from egg to adulthood.

Copyright © 2023


[Yellow Bellied Slider : The Ultimate Guide On All You Need To Know About Yellow Bellied Slider Breeding, Feeding, Housing, Care, Habitat, Temperament, Tank, Diet, Health, Lifespan, Diseases](#) by Buzz Walneck

★★★★☆ 4 out of 5

Language : English



File size : 889 KB
Text-to-Speech : Enabled
Screen Reader : Supported
Enhanced typesetting : Enabled
Print length : 10 pages
Lending : Enabled



[Representations and Realities in New England Fisheries: 1866-1966](#)

An Environmental, Social, and Economic History The fisheries of New England have a long and storied history,...



[Unlock Your Mind with "Ever Wonder Why And Other Controversial Essays"](#)

Prepare to Be Challenged and Inspired In a world where echo chambers and cancel culture run rampant, it's more important than ever to...